



The Worshipful Company of Broderers of Lochac

Embroidery Guild of the Kingdom of Lochac - Issue 19, July 2004

From the Guildmaster

Greetings everyone.

In this issue you will see event details for the Combined Guilds' event. This is a highlight of the WCoB year, when we all get to meet and share ideas and experiences. Last year's event was lots of fun and I'm sure everyone learned something new. It was great to be able to put faces to names and embroidery pieces. I look forward to meeting more of you this year.

As you can see in the timetable, there is a slot for 'Blackwork forum'. I'd like someone to volunteer to facilitate this discussion. You don't need to know everything about blackwork to lead the discussion. A list of good questions to get everyone talking would be all you really need to keep things moving.

The banner project is coming along well. Each month, there are new pieces to add to the pile and each piece is so beautifully worked. I recently gathered up the courage to start work on the figure of myself for the banner. I'm enjoying the work and it is progressing well. Keep up the good work.

Since we are still working on the banner project, we won't have a new major project to announce at the Combined Guilds' Day. However, we have been granted money from the Fighter Auction Tourney funds to build kits for the LOG pouches. I hope to organise at least 10 kits to hand out at Combined Guilds. Contact me to claim one if you can't get to Combined Guilds. If you take a kit, I will monitor your progress until it is finished. It would be good to have all the kits completed by 12th Night to present to the Crown.

And now that we are at the start of a new reign, we have a new King and Queen to make presentation pieces for. If you have any good ideas for presentation pieces or would like to volunteer to build something for Draco and Serena, do not hesitate to contact me.

I hope you are all recovered from Festival and have managed to get the dust out of everything.

Mouse

From the Patron

Greetings to all the Company!

The last quarter has been much quieter on many fronts – perhaps everyone took a long time to recover from Festival! To my disappointment, we had no entries in the May competition "Something New". This was surprising, since it was everyone's favourite competition last year! I hope that we see some great works at the Midwinter competition on embroidered clothing.

If you are looking for a new small project, perhaps to try a new technique, consider making a pouch for the Lochac Order of Grace. There are many more past (and future!) recipients in need of a LOG pouch in token of this award. Instructions and designs are available on the website, or you can create your own design based on period sources. Details at http://www.sca.org.au/broiderers/log_pouch_instructions.html

At Midwinter, the Company will make presentations to TRM Aedward and Yolande, to mark the end of their reign. WCoB is now well known for the quality of these gifts, and pictures of many previous presentations can now be seen on the website at <http://www.sca.org.au/broiderers/presentations.htm>.

We are now seeking embroiderers to work gifts for our incoming Royalty – if you are interested in making a presentation for 12th Night, please contact myself or Mouse, or post to the WCoB list.

We are still awaiting approval of our new badge from the College of Heraldry. It was sent up in Crux Herald's April letter and we hope to hear news of its passage shortly. The Company banner is coming along nicely and there is a more detailed project update elsewhere in this newsletter.

Best regards,
Rowan

From the Chronicler

Greetings all.
I hope this issue finds you all happy and well. Welcome to what has turned out to be a bumper issue!

From the 'administration' section this month comes a complete copy of the current WCoB Ordinances. This is basically a set of guidelines and a 'mission statement' for the guild, and is quite interesting reading. You might find that it answers some of your queries about rankings, how the administration of the guild is conducted etc. The Ordinances are periodically under review, so if you have any suggestions I'm sure the Guildmaster and Patron would be happy to have your feedback and comments.

Mouse has included a design, some commentary and background for the Mouse Guard tokens. Mouse is keen to see the tradition of giving these tokens to deserving children brought back into focus and continued. The token is a red pouch with a white mouse upon it and could make a wonderful small project for winter evenings. *Hint, hint.*

Rowan has provided a further update on the progress of the guild banner. This project should be very spectacular and a wonderful ongoing project. Rowan still has some pieces available, please see her article for details if you would like to volunteer. *Hint, hint* the second.

This issue also sees another in Jane's wonderful series of 'Basic Stitches' articles. Thanks Jane, your contributions are much appreciated.

Everyone, don't forget that article submissions, book reviews, website reviews etc are always eagerly sought! I can help format, write and edit your contribution, so don't be shy.

In service,
Bartolomeo

Five Period Embroidery Stitches

Part IV – Back Stitch

By Jane Stockton

Background

Back stitch was used throughout the SCA period. It was often used as a decorative stitch on clothing, made most famous in the Tudor period, as a decoration on chemises.

Technique

Bring the thread through on the stitch line and then take a small backward stitch through the fabric. Bring the needle through again a little in front of the first stitch, then take another stitch, inserting the needle at the point where it first came through. In blackwork, a single back stitch is usually worked over two threads on a single-thread evenweave. If working on evenweave fabric, this stitch is best worked with a blunt needle.

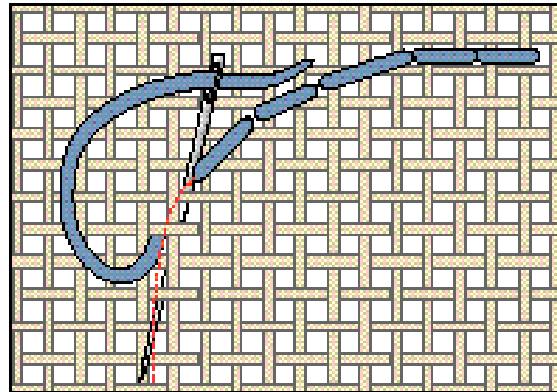


Figure 1 - Back Stitch

Periods and Cultures

This stitch was used widely by the following cultures (but not limited to), in the following circumstances:

- Asissi work– 15th and 16th C - household linen.
- Tudor and Elizabethan - Blackwork – Secular embroidering gains popularity. Back stitch used extensively in personal clothing and other household linens. Please note, Blackwork was not only done using black thread, other colours were also popular (red, blue and purple in particular).

Materials

Back stitch can be done with just about any thread used in embroidery. However, most embroidery involving back stitch was done on a linen ground, using either silk or linen thread. Coloured silks were used in blackwork, while white or natural linen was used to produce various types of whitework, a style particularly popular in Northern Europe, especially Germanic lands.

Design Sources

Usually, one of the biggest problems associated with research into textiles, is that very few textiles survive today. However, once we enter the later periods, when back stitch was in extensive use, we have not only many surviving samples of work but also other sources for designs, for example, period design books and portraits. The early 16th Century saw the beginning of the widespread production and use of design books specifically for domestic use.

Some of the more famous (and easy to access are):

- Nicolas Bassees - "New Modelbuch" of 1568
- La Fleur de Patrons de Lingerie of 1532
- Richard Schorleyker , "A Scholehouse for the Needle" of 1632

Patterns to Practice With

Below are three patterns based on period sources that I have put together for those who might like to try a simple design.

Either of the patterns below would make a lovely decoration for around a neckline and cuffs or possibly as the border on a handkerchief.

Examples to Stitch




Figure 2 – Three edging patterns taken from Nicolas Bassees “New Modelbuch”, 1568 (recharted examples from <http://costume.dm.net/blackwork/germanblackwork.html>)

These patterns would make great edgings for chemises, done in black thread. Would suit early Tudor or Germanic garb.

Combined Guilds 'Ascension Day' Event

September 4th, 2004. Summer Hill, Sydney NSW.

Proposed timetable for the WCoB stream:

- 9am Hall opens, introductions
- 10am Slide show - Jane Stockton
- 11am Medieval Embroidery Tools – Rowan
- 12noon Recticella and lacin – Mouse
- 1pm Lunch, LOG pouch kit building, grading
- 2pm Scandinavian construction sewing – Marienna
- 3pm Blackwork forum - Mouse, *if no one else volunteers*

See the Lochac Kingdom newsletter 'Pegasus' for more information about the event, or visit the event website at www.ozemail.com.au/~rcull/guild_day.htm

Ordinances of the Worshipful Company of Broderers of Lochac

May Crown AS XXXIX (May 2004)

1. Aim

1.1 The aim of the Worshipful Company of Broderers is to advance the study and practice of pre-1600AD European needlework in Lochac and the Known World.

1.2 The secondary aim of the Company is to recreate as closely as possible a medieval or renaissance guild of embroiderers and encourages research and activities towards this end.

1.3 The Company shall endeavour to encourage all who are interested in needlework. Membership is voluntary and information shall be freely available regardless of membership.

2. Categories

2.1 The Company shall promote any form of needlework which can be demonstrated to have been known and performed in Europe and the Middle East before 1600AD. This includes but is not limited to the following techniques (which may overlap):

- Couching, Laid work
- Beading, Pearling
- Metal thread work, Purl work
- Canvas work, including slips
- Cross stitch, including Voided work (Assisi)
- Counted Thread work
- Raised work, padded work
- Quilting
- Whitework (not Hardanger)
- Blackwork
- Construction sewing
- Needlemade lace
- Non-counted thread embroidery
- Applique

2.2 Styles of needlework covered by the Company shall include, but are not limited to

- Coptic embroidery and pre 1000AD work.
- Woolwork e.g. Bayeux Tapestry
- Opus Anglicanum
- Or Nue, Lazurtechnik
- German counted work
- Heraldic Embroidery
- Elizabethan Embroidery
- Canvas work, table carpets, slips
- Polychrome Elizabethan Embroidery
- Costume Embroidery
- Embroidery for Household Linens
- Embroidery for Regalia

2.3 Any technique or style of embroidery can be added to the lists in 2.1 and 2.2 if it can be demonstrated to the satisfaction of the masters of the Company that it was known and practiced in Europe and the Middle East before 1600AD.

2.4 The Company will also promote the use of needlework for on any object or purpose for which it can be demonstrated to have been used in Europe and the Middle East before 1600 AD. Clothing, furnishings and accessories are examples of objects which may be needleworked.

2.5 The Company will also promote the research of techniques and designs typically used in Europe before 1600AD.

3. The Structure of the Company

3.1 The Worshipful Company of Broderers of Lochac aims to base its structure and activities on those of the European embroiderers' guilds of the Middle Ages and Renaissance, where this is practical and desirable.

3.2 Anyone may become a member of the Company by expressing interest or become a financial member by paying the membership fee, which includes subscription to four issues of the newsletter. Company activities are not limited to financial members.

3.3 Members may also advance through a series of ranks within the company if they wish. The ranks are Apprentice Embroiderer, Journeyman Embroiderer and Master Embroiderer. (Note that the terms Journeyman and Master are based on period practice and do not indicate that women may not hold these ranks. Women were both journeyman and master embroiderers in the Middle Ages.) To avoid confusion with members of the order of the Laurel and their apprentices or journeymen, these terms should only be used with the term 'embroiderer' or 'broderer' after them, and should not be used as a title.

3.3.1 Apprentice Embroiderer

To become an apprentice embroiderer a member of the Company must have submitted a finished and documented piece of embroidery in period style or technique to the masters of the Company and have gained their approval.

3.3.2 Journeyman Embroiderer

A journeyman embroidery will have submitted to the masters of the Company and had approved three pieces of embroidery of journeyman level, with documentation, in different period styles or techniques. Journeyman embroiderers may judge competitions in any of the categories in which they have been deemed proficient.

3.3.3 Master Embroiderer

This level shall be attained when a majority of the current masters of the Company are agreed that a candidate has produced a masterwork in embroidery or an equivalent body of work, usually not less than five pieces of documented embroidery in different period styles or techniques, of a high standard of artisanship. They should also be familiar with a broad range of the styles and techniques of embroidery of the period, should be able to impart their knowledge to others. Anyone who has been awarded a Laurel primarily for embroidery will automatically be considered a Master Embroiderer.

3.3.4 Guildmaster

The Guildmaster of the Company will be elected by a majority of master embroiderers from among their number.

3.3.5 Ranking

It is not necessary for anyone to be ranked to be able to participate in Company activities, apart from judging the competitions. Competition entries are not automatically considered to be submissions for ranking.

3.3.6 Ranking of works may be done at any time by an Master of the Company. If distance is a problem, then photographic evidence of work is acceptable, but members should send the actual work where possible. The changes to Company ranking will only take effect once the grading is passed to the Guildmaster to be put on the Company records.

3.3.7 The Company badge may be worn by all members. The Company badge is "Gules, two pairs of closed scissors in saltire Or" registered to the Principality of Lochac on 1/9/87.

4. Competitions

The Company will hold four competitions each year at the four Kingdom events. The categories for the competitions will be set by the Guildmaster and announced 18 months in advance of the event at which the competition will be held, e.g. the category for Spring Coronet will be announced at or before May Crown the preceding year. It is preferable that all categories for a year be announced at once. Newsletter articles for the competition should appear 12 months before the competition.

4.1 Categories for the competitions may include any technique or style approved by the Company. They may also include categories of embroidered objects (e.g. embroidered purses or pouches) or test other skills such as embroidering from a period pattern, or focus on the embroidery of a particular time or place. A competition category may also focus on research rather than practical work. Members of the Company are encouraged to suggest categories for future competitions.

4.2 Each entry in a competition will be judged and awarded a score. Points will be awarded for documentation, use of sources, technique, use of materials and presentation as they pertain to the period style of the piece.

4.3 There is no minimum number of entries for a competition to be held.

4.4 Documentation is not required for competitions, but entries which include it are likely to score higher.

4.5 The person who has accumulated most points over the period of a year will be named as Needlework Champion of Lochac. Needleworkers may enter more than once for each competition, but only the marks from their highest scoring piece will be entered towards the Championship.

4.6 It is not necessary to enter every competition in a year to be competitive for the Championship. It is possible that someone who has entered a few high scoring pieces will accumulate a higher score than someone who has entered a larger number of pieces which have scored less well.

5. Annual Meeting and Duties

5.1 A general review of the Company shall be conducted at the Rowany Festival each year.

5.2. A report on the Company for the previous year compiled by the Guildmaster shall be presented to the King and Queen of Lochac and the Lochac Minister of Arts by Midwinter Coronation.

5.3 Each reign, the Company shall make a presentation of embroidery to the King and Queen. The item or items being presented must be inspected and approved by the Guildmaster or his/her representative before presentation.

5.4 The Masters of the Company should regularly review the ranking standards of the Company to ensure consistency and quality.

6. Company Officers

6.1 Guildmaster

(The title of guildmaster reflects period practice and may be held by a man or a woman.)

Duties include the organization of panel to examine the work of applicants to the various Company rankings; organising the Company competitions; liaising with the Lochac Minister of Arts on the needlework category of the Lochac Arts and Sciences Championship Competition; keeping a current list of members and their ranks; reporting on the above points and other Company activities to the Lochac Mister of Arts; and preparing a final report for inclusion in the MoA/S Doomsday Report.

6.2 Company Chronicler

To be responsible for the Company publication

6.3 Company Web Minister

To be responsible for the maintenance of the Company's web page. This position may be held by the Company Chronicler if appropriate.

6.3 Company Patron

A member of the peerage, preferably royal peerage, with an interest in fostering needlework in Lochac, willing to donate prizes for competitions.

7. Company Ordinances

7.1 Any change in these ordinances may be made by the majority of master embroiderers. Any member of the Company may present evidence for a change to the ordinances.

The Company Banner- Project Update

I have been steadily receiving pieces for the banner and several other people have shown me 'work in progress', which is most encouraging . So far I have received back the following completed sections:

- 7 Lochac devices
- 11 Company member devices
- 2 Lochac gold text

All the completed pieces can be viewed online at http://www.sca.org.au/broiderers/banner_bits.htm



Member devices on display at Rowany Festival

If you would like to have your device on the banner, you must a) have a registered device, and b) be a ranked member of the company (ie have submitted one piece for grading). Personal devices of Company members can be added to the banner even once it is complete, and I hope that it becomes an ongoing record of the strength of the Company.



Lochac gold text

I still have a few kits remaining for the Lochac goldwork. These show the word Lochac with a crown above, and are worked in gold jap on red silk and come with all required materials. These kits would be easy for anyone who has done any couching and only take about 4-5 hours to work. If you would like one of these kits, please contact me.

If you have a kit of any type and not yet summoned up the courage to put needle to cloth, take heart – all the pieces I've received back have come with the comment that it was much easier than expected! The completed banner is going to look amazing when complete and I am sure will be the envy of all other guilds within the Kingdom. So take a big breath and thread that needle...

Rowan

Mouse Guard Tokens - New Project

One of the new projects which was discussed at Festival, was the making of pouch tokens for the Mouse Guard. The Mouse Guard was begun in 1984 by me when I was Princess, as a guard made up of children under 13 years of age. This proved popular as both encouragement and recognition of children who had enriched the realm, and was continued by later Princesses. The award is currently undergoing a revival, and so suitable pouches are required.

The emblem on the pouch token is based on the mouse on my device. My mouse is to sinister with the knot in the tail. I know there are other pouches facing the other direction and some without the knot. The device for the mouse guard is not registered (it would conflict with my device at least), so the direction and tail are not set in stone. The colours are consistent though. According to the ceremony book of the Principality of Lochac version printed 8/10/97 the token for the Mouse Guard is a pouch of Gules, a mouse sejant erect Argent. Which would have no knot in the tail and facing dexter (to the left as you look at it) Again, not set in stone and many of the existing pouches used copy the style of mouse on my device which is "Gules crussily botony, a mouse sejant erect to sinister, tail nowed argent."

Here are two pictures of a mouse sejant erect to sinister, tail nowed.



Fighting tabard mouse.



'Mouse sejant erect to sinister, tail nowed'.

One is my fighting tabard scanned, and the other is a 'less round' mouse I tried to draw. Sadly, the less cartoon-y you make the mouse, the nastier it looks and thus less appealing as a mouse guard token for the kids.

I encourage you to make the mouse cute and your pouches sturdy. There is an original pouch I see occasionally on the fighting belt of Lord Rufus Adycoat. It is in complete tatters... but it is 10 years old!



One of the 10 original pouches.
Owner: Talietha Gardienne d'Enfants
(then Debbie of Parvus Portus).
Photo by Katherine the Friendly

Guild Competitions Calendar - AS XXXIX

Midwinter Investiture – Embroidered Outer Garments

July, 2004 – Riverhaven, QLD

Embroidery on an outer garment, in any technique. Style, technique and usage should be consistent with period examples. (LOG pouches will also be judged)

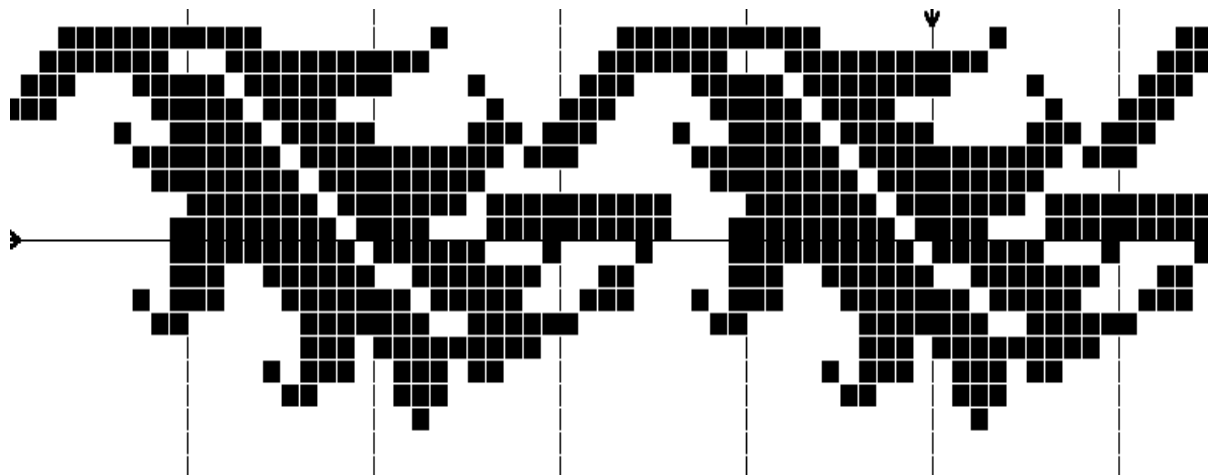
(Note: Lochac A & S Competition is "Elizabethan Sweet Bags" – Elizabethan embroidered pouches.)

November Crown Tourney – Needlework To A Given Pattern

November, 2004 – Ildhafn, New Zealand

A piece of needlework to a given design, technique open. (See over the page for design)

The original charted design is suitable for various types of counted thread work (ie drawn thread, lacies, long armed cross stitch, counted thread etc). You may wish to try a non-counted version of the same design in other techniques (ie stem stitch, outline stitch etc).



This leaf pattern above comes from "The True Perfection of Design" by Giovanni Ostaus, in Venice, 1567, as charted by Susan Evans 1989, Falconwood Press.

12th Night Investiture - Blackwork

January, 2005 – Shire of Arrowsreach, VIC

Blackwork – a finished item of blackwork. (LOG pouches will also be judged)

(Note: Lochac A & S Competition is "Blackwork on an everyday item".)

Guild Competitions Calendar - AS XXXX

May Crown Tourney – Something New & UFOs (unfinished objects)

May, 2005 – Venue to be announced.

Two competitions for the price of one! Time to step outside your 'comfort zone' and try your hand at something new again (all entries should be your first attempt at a new technique) and/or time to dust off that unfinished piece of work and allow it to see the light of day.

Midwinter Investiture – German Counted Thread Work

July, 2005 - Venue to be announced.

German Counted Thread work - Look for more information and some pointers on design sources and techniques in future issues of this newsletter.

November Crown Tourney – Embroidery For Abuse

November, 2005 – Venue to be announced.

Hard working embroidered items! Watch for ideas in future editions of this newsletter (some possibilities include fighting tabards, favours, embroidered garments for children etc). As always, all items should be able to be documented.

12th Night Investiture – Bunnies!

January, 2006 – Venue to be announced.

A needlework item with a design of bunnies, remember all designs should be based on period items and/or patterns. Extra points will be awarded if you find a bunny pattern nobody has seen before! This one should be fun...

Resources

The Worshipful Company of Broderers on the web.

www.sca.org.au/broderers/

The Worshipful Company of Broderers email list.

For how-to information, to view the archives or to subscribe visit:

<http://www.sca.org.au/mailman/listinfo/wcob>

Subscriptions

The Worshipful Company of Broderers newsletter is published four times a year to coincide with the four main Kingdom events in the Lochac calendar:

- May Crown Tourney
- Midwinter Investiture (July)
- November Crown Tourney
- 12th Night Investiture (January)

This newsletter is provided free of charge and issues of the newsletter can either be collected at the four events listed above, posted to those who are unable to attend, or sent via email. In order to keep the cost to the Patron at a minimum, a minimal donation of \$2.00 (or four 50c stamps) to cover the cost of postage would be appreciated, but isn't mandatory. Electronic copies of the newsletter sent via email are sent as pdf (Adobe Acrobat) files.

Please address any address corrections or changes, email subscription changes or general subscription queries to the Chronicler.

Guild Contacts

Guild Master

Baroness Mistress Keridwen
the Mouse
(Janelle Heron)
58 Redmyre Road,
Strathfield NSW 2135
Ph: (02) 9746 8865
janelle.heron@didata.com.au

Patron

Mistress Rowan Perigrinne
(Robyn Spencer)
85 River Road
Greenwich NSW 2065
Ph: (02) 9437 5475
rowan@sca.org.au

Webmistress

Jane Stockton
PO Box 129
Stockton NSW 2295
Ph: (0407) 201 184
jane_stockton@webcon.net.au

Chronicler

Master Bartolomeo Agazzari
(Andrew Reid)
11 Probert Street
Camperdown NSW 2050
Ph: (02) 9557 7561 – before
10pm please
andrewmr@ihug.com.au

Worshipful Company of Broderers – Subscription Information

New subscription

Renewal

Address change

Legal Name: _____

SCA Name: _____

Postal Address: _____

State: _____ Postcode: _____ Country (if not Australia): _____

I would prefer to receive my newsletter via email, as a pdf (Adobe Acrobat) file.

Email address: _____

Mail to: Andrew Reid, 11 Probert Street, Camperdown, NSW, 2050, Australia



If undelivered, please return to:

**W.C.o.B.
11 Probert Street,
Camperdown NSW 2050**